


love
your
space



Wardrobes and home storage





Our aim is to make your
Packers experience as
enjoyable and stress free as
possible. Our reputation has
depended on it since 1967.

Seb Paul



Growing with you since 1967

Sliding	4
Hinged	16
Built-in furniture	34
Walk-in robes	38
Door and profile options	40
Internal options	42
Standard module dimensions	43
Storage concepts	44
Handles	46



Halifax

Since it's inception into the Adelaide market by Packers in 1967, the Halifax has remained an economical and versatile wardrobe option.

Cushioned door stiles, fully framed door edges, and an easy to grip clean and discreet frame profile, make the Halifax perfect for all storage situations.

Finishes

Melamine, mirror, glass, 2 pack paint, mini-orb, primed or raw mdf.

Frame colours

Matt natural, bright natural, black white, white birch or barley.

More information

Speak to one of our sales consultants or visit our website packers.com.au



1. Two panel door style with 2 pack painted finish
2. Antique white melamine
3. Optiwhite mint glass
4. 2 pack painted custom colour
5. Stone grey matt melamine
6. Notaio walnut woodmatt melamine
7. Black wenge melamine







Waterford

Contemporary or traditional, the Waterford offers one of the most flexible design ranges in Australia. With unlimited options, the sturdy 32mm thick framed door can be custom made to your designs.

Combined with our quality 2 pack paint finish and adjustable backbones, the Waterford represents 27 years of design excellence.

Finishes

2 pack paint (colour matching available), melamine, primed or raw mdf.

More information

Speak to one of our sales consultants or visit our website packers.com.au

1

1. OP door style with white satin 2 pack finish
2. 1P/B door style with sandtrap 2 pack finish
3. 2P/E door style with flemish blue 2 pack finish
4. 2P/G and 1PM with custom colour satin 2 pack finish



2



3



4









Portsea

The frameless, clean lines of the Portsea, represent the contemporary and simplistic qualities admired by today's architects and interior designers.

Installed in many of Adelaide's most luxurious developments, the Portsea is undoubtedly the benchmark in sliding modern wardrobe systems.

Finishes


Mirror and glass options.

Frame colour

Bright natural, matt natural, white or black.

More information

Speak to one of our sales consultants or visit our website packers.com.au





Sommerset

Whether providing old world charm, or a matching solution for your bedroom furniture, the Sommerset will fulfill your needs.

Decorative cornices can be matched, as can door moulds and stain finishes.

The Sommerset doors have a solid 32mm thick door frame and come standard with the Packers adjustable backbone.

The Sommerset again highlights our design flexibility and continuing pursuit of excellence.

Finishes

Mdf, primed, 2 pack paint, pine or oak.

More information

Speak to one of our sales consultants or visit our website packers.com.au

1



2



3



4



- 1. Door profile
- 2. Colonial cornice
- 3. 2P door style with pine matchboard finish in a distressed style
- 4. Colonial cornice profile



Oxford

The Oxford portrays a timeless character that is perfect in any home.

The Oxford remains one of our flagship products.

Knobs or handles can be matched to existing furniture to ensure the Oxford compliments your home and continues to be an asset for many years to come.

Finishes

Mdf, primed, 2 pack paint, pine or oak.

More information

Speak to one of our sales consultants or visit our website packers.com.au













Boston

The Boston's contemporary lines and 2 pack paint finish combine to produce a unit that will enhance any space.

Choose from rounded or square edged profiles to create the perfect look.

Handles can be matched to suit your designs. When partnered with existing furniture, the Boston feels right at home.

Finishes

Mdf, primed, 2 pack paint, mirror, painted glass or combination colours.

More information

Speak to one of our sales consultants or visit our website packers.com.au













Sorrento

The versatile Sorrento fits comfortably in any room. Sleek and stylish, the flush, contemporary design achieves a unique combination of elegance and practicality.

In either plain melamine or a choice of 2 pack finishes, the Sorrento is an economical option for your storage needs.

Finishes

Melamine, 2 pack paint, primed or raw mdf.

More information

Speak to one of our sales consultants or visit our website packers.com.au













Built-in Furniture

Let us turn your ideas into reality with our custom built-in furniture. Designed to suit any room of your home, the opportunities are endless.

From studies, libraries, wine storage to hallway units we can tailor make any peice to compliment your lifestyle.

Finishes

Melamine, 2 pack paint, primed or raw mdf.

More information

Speak to one of our sales consultants or visit our website packers.com.au









Walk-in robes

There's no better place to start and finish the day than in your own perfectly designed walk-in wardrobe.

Our WIR's can be fully customised to suit your needs in a number of finishes and configurations.

Use our standard modules to create your dream space or ask one of our designers to inspire you with options.

The only limit to what we can offer you is your imagination.

More information

Speak to one of our sales consultants or visit our website packers.com.au



Door and profile options

DOOR DESIGNS




OP




1P




1PM



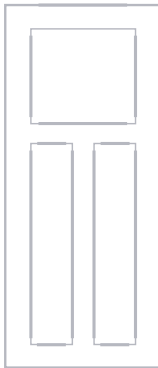
2P



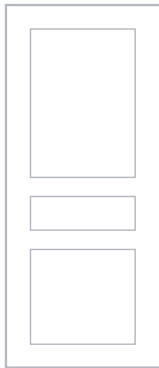
2PM



2PA (1PA & Mirror
Options available)




3PBS



3P



4P



4EPG

ROUT PROFILES




Range specifications

	Halifax	Waterford	Portsea	Sommerset	Oxford	Boston	Sorrento
Finishes							
MDF-raw	•	•		•	•	•	•
MDF-primed	•	•		•	•	•	•
2 pack satin	•	•		•	•	•	•
2 pack gloss	•	•		•	•	•	•
Meranti (spm)	•	•		•	•	•	•
Pine	•	•		•	•	•	•
Oak		•		•	•	•	•
Mini-orb	•	•		•	•	•	
Mirror	•	•	•	•	•	•	
Painted glass		•	•	•	•	•	
Translucent/frosted	•	•	•	•	•	•	
Specials/inlays	•	•	•	•	•	•	•
Rout profiles							
A				•	•		
B		•				•	
C		•					•
D		•				•	•
E	•	•					•
F		•					•
G	•	•					•
H		•					•
Specials	•	•		•	•	•	•
Door designs							
OP		•					•
1P	•	•		•	•	•	•
1PM	•	•		•	•	•	•
2P	•	•		•	•	•	•
2PM	•	•		•	•	•	•
2PA	•	•				•	•
3PBS		•				•	•
3P	•	•		•	•	•	•
4P	•	•		•	•	•	•
4EPG		•		•	•	•	•
Specials	•	•		•	•	•	•

Internal options

Standard Packers features

- 1mm high impact (anti chip) edging on all internals.
- Drawers with a soft close feature available.
- Choice of either our classic, deluxe or platinum drawer systems (1).
- Choice of satin chrome, chrome or black hanging rails (2).
- Top shelf height up to 2100mm, with uprights supplied for any widths over 1200mm.
- 10 year warranty on all products.



Special options

- Pull down clothes racks (3).
- Pull out trouser racks (4).
- Tie and belt racks.
- Shoe storage options.
- Full selection of drawer handles.
- All melamine colours as well as 2 pack in 16mm or 25mm shelf thicknesses.
- Customised units for studies, walk-in robes, laundries and linens.




Module dimensions

Each unit is available in standard sizes of 458mm, 608mm, 833mm wide or they can be made to a custom size up to 1200mm wide. Along with a choice of either our classic, deluxe or platinum drawers systems.



LONG HANGING



DOUBLE HANGING




LONG HANGING
AND FIXED SHELF



SHORT HANGING
AND TWO DRAWERS



SHORT HANGING
AND FOUR DRAWERS



FOUR DRAWERS
AND TWO SHELVES



FIVE DRAWERS
AND ONE SHELF



TWO DRAWERS
AND THREE SHELVES



DRESSER AND
FOUR DRAWERS



FOUR FIXED
SHELVES



SIX SHELVES
(TWO FIXED AND
FOUR ADJUSTABLE)

Storage concepts

These storage options have been designed to assist you with your internals selection.

Up to 1200wide (2 DOOR)

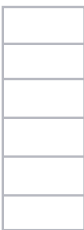
1A



1B

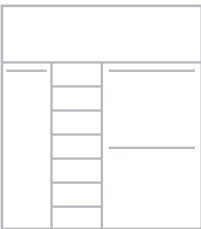


1C

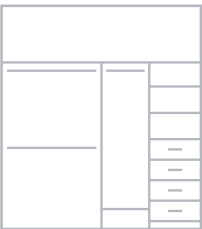


Up to 2400wide (2 DOOR)


2A



2B



2C



Up to 3600wide (3 DOOR)

3A



3B



3C



Up to 4800wide (4 DOOR)

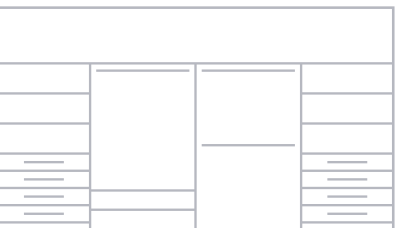
4A



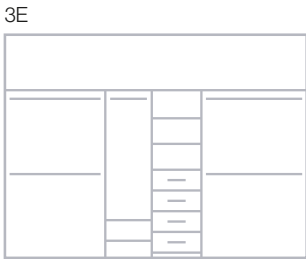
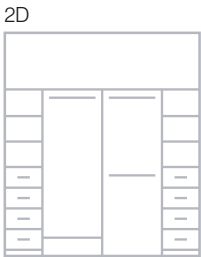
4B



4C



Simply choose a design below, or ask one of our sales consultants about a custom design.



Up to 1200wide (2 DOOR)

Up to 2400wide (2 DOOR)

Up to 3600wide (3 DOOR)

Up to 4800wide (4 DOOR)

Handles

The following collection represents some of the most popular designs chosen by our clients. When you get to the decision of hardware for your wardrobe you can either chose from the following collection, ask to see some alternate designs or if you'd prefer, supply your own. As always, the choice is yours.



- A-Milled Edge Knob
Finish: PB, BC, SC
Size: 45mm

B-Milled Edge Knob
Finish: PB, BC, SC
Size: 45mm

C-Diplomat Knob
Finish: BG, BC, SC
Size: 30mm, 40mm

D-Diplomat Knob
Finish: BG, BC, SC
Size: 30mm, 40mm

E- Round Knob
Finish: Antique
Size: 25, 32, 38mm

F-Lucca
Finish: BN, C, MC, SB
Size: 96,128, 160, 224, 288, 320, 352, 448mm

G-Lata
Finish: BN, B
Size: 96, 128, 160, 224, 256, 320mm
- H-Mitred
Finish: SS
Size: 96, 128, 160, 320, 480, 640, 736, 960mm

I-T-Bar
Finish: MC, BN
Size: 96, 128, 228, 320. 448, 640mm

J-Tapered Bow
Finish: BN, SC, C, BB
Size: 96, 128, 160, 224mm

K-Parabola
Finish: BN
Size: 128, 160, 192, 224, 288, 320mm

L-Square Flush Pull
Finish: SS, MB
Size: 220mm, 320mm

M-Spira
Finish: AL
Size: Custom


Wardrobes and Joinery



Showerscreens



Mirrors and Splashbacks



Aluminium Windows and Doors



Wardrobes and Joinery | Showerscreens | Mirrors and Splashbacks | Aluminium Windows and Doors

Eastern Gallery

205 Magill Road
Maylands
08 7226 6313

Western Gallery

102 Mooringe Avenue
North Plympton
08 8300 9851

Postal

PO Box 584, Marleston
South Australia 5033

Email

sales@packers.com.au

